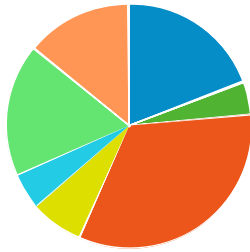


Report

Consumer Spending Report (Midland County, Michigan)

Apparel (2016)

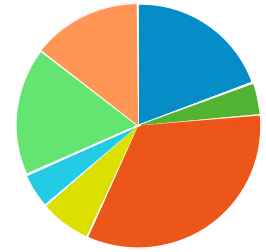
- Men's Apparel
- Boys' Apparel
- Women's Apparel
- Girls' Apparel
- Infants Apparel
- Footwear
- Apparel Services and Accessories



	\$ PER HOUSEHOLD	TOTAL \$000'S
Totals:	\$2,007	\$69,622
Men's Apparel	\$386	\$13,400
Boys' Apparel	\$86	\$3,006
Women's Apparel	\$664	\$23,031
Girls' Apparel	\$139	\$4,831
Infants Apparel	\$96	\$3,330
Footwear	\$350	\$12,164
Apparel Services and Accessories	\$284	\$9,861

Apparel (2021)

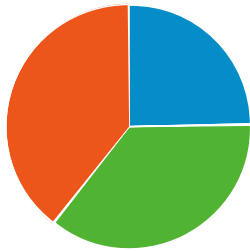
- Men's Apparel
- Boys' Apparel
- Women's Apparel
- Girls' Apparel
- Infants Apparel
- Footwear
- Apparel Services and Accessories



	\$ PER HOUSEHOLD	TOTAL \$000'S
Totals:	\$2,229	\$80,313
Men's Apparel	\$429	\$15,472
Boys' Apparel	\$95	\$3,448
Women's Apparel	\$740	\$26,664
Girls' Apparel	\$153	\$5,546
Infants Apparel	\$106	\$3,826
Footwear	\$380	\$13,693
Apparel Services and Accessories	\$323	\$11,665

Entertainment (2016)

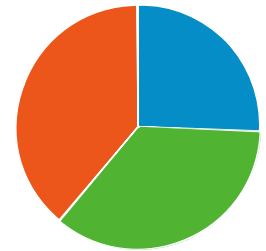
- Fees And Admissions
- Video And Audio Equipment
- Recreational Equipment And Supplies



	\$ PER HOUSEHOLD	TOTAL \$000'S
Totals:	\$3,236	\$112,252
Fees And Admissions	\$802	\$27,827
Video And Audio Equipment	\$1,161	\$40,276
Recreational Equipment And Supplies	\$1,273	\$44,150

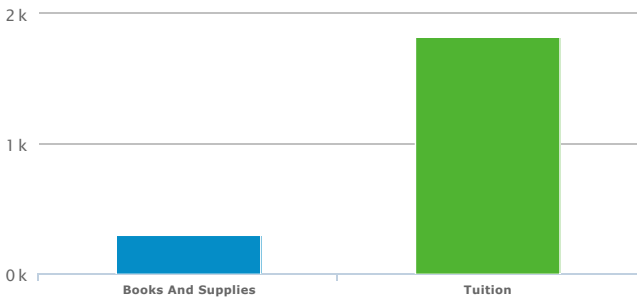
Entertainment (2021)

- Fees And Admissions
- Video And Audio Equipment
- Recreational Equipment And Supplies



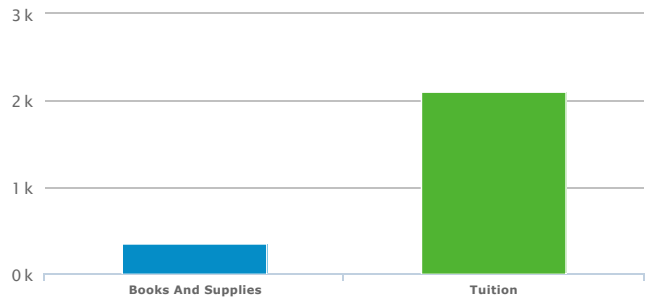
	\$ PER HOUSEHOLD	TOTAL \$000'S
Totals:	\$3,595	\$129,536
Fees And Admissions	\$920	\$33,169
Video And Audio Equipment	\$1,277	\$46,007
Recreational Equipment And Supplies	\$1,398	\$50,360

Education (2016)



	\$ PER HOUSEHOLD	TOTAL \$000'S
Totals:	\$2,114	\$73,337

Education (2021)

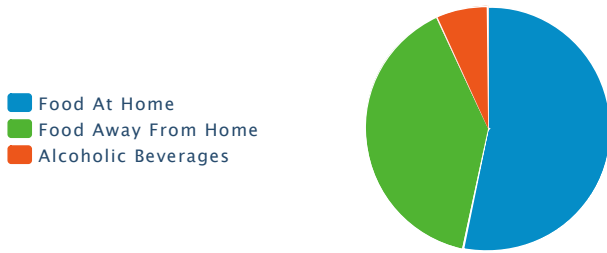


	\$ PER HOUSEHOLD	TOTAL \$000'S
Totals:	\$2,445	\$88,077

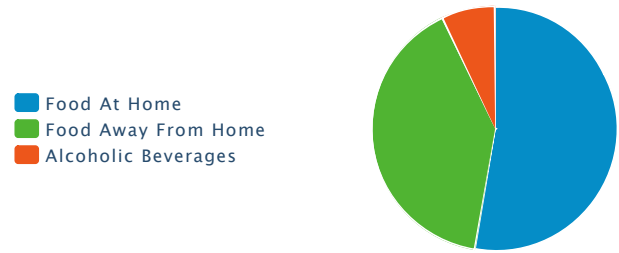
Books And Supplies	\$296	\$10,282
Tuition	\$1,818	\$63,055

Books And Supplies	\$342	\$12,344
Tuition	\$2,102	\$75,733

Food and Beverages (2016)



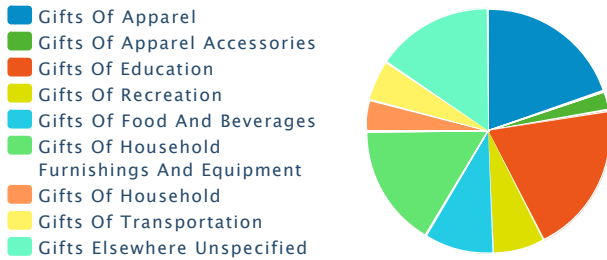
Food and Beverages (2021)



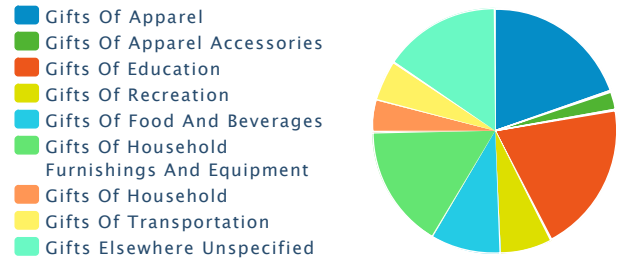
	\$ PER HOUSEHOLD	TOTAL \$000'S
Totals:	\$8,428	\$292,303
Food At Home	\$4,495	\$155,921
Food Away From Home	\$3,351	\$116,239
Alcoholic Beverages	\$580	\$20,143

	\$ PER HOUSEHOLD	TOTAL \$000'S
Totals:	\$9,246	\$333,096
Food At Home	\$4,869	\$175,404
Food Away From Home	\$3,720	\$134,040
Alcoholic Beverages	\$656	\$23,652

Gifts (2016)




Gifts (2021)




	\$ PER HOUSEHOLD	TOTAL \$000'S
Totals:	\$1,440	\$49,946
Gifts Of Apparel	\$285	\$9,901
Gifts Of Apparel Accessories	\$36	\$1,258
Gifts Of Education	\$289	\$10,053
Gifts Of Recreation	\$98	\$3,401
Gifts Of Food And Beverages	\$133	\$4,631
Gifts Of Household Furnishings And Equipment	\$234	\$8,136
Gifts Of Household	\$60	\$2,110
Gifts Of Transportation	\$78	\$2,734
Gifts Elsewhere Unspecified	\$222	\$7,723

	\$ PER HOUSEHOLD	TOTAL \$000'S
Totals:	\$1,648	\$59,389
Gifts Of Apparel	\$326	\$11,758
Gifts Of Apparel Accessories	\$41	\$1,496
Gifts Of Education	\$331	\$11,939
Gifts Of Recreation	\$112	\$4,045
Gifts Of Food And Beverages	\$152	\$5,492
Gifts Of Household Furnishings And Equipment	\$268	\$9,678
Gifts Of Household	\$69	\$2,499
Gifts Of Transportation	\$90	\$3,276
Gifts Elsewhere Unspecified	\$255	\$9,206

Household Furnishings (2016)



Household Furnishings (2021)



	\$ PER HOUSEHOLD	TOTAL \$000'S
--	------------------	---------------

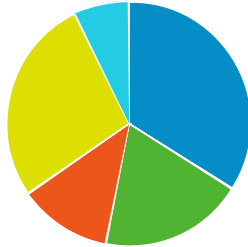
	\$ PER HOUSEHOLD	TOTAL \$000'S
--	------------------	---------------

Totals:	\$1,983	\$68,800
Household Textiles	\$122	\$4,255
Furniture	\$512	\$17,769
Floor Coverings	\$28	\$985
Major Appliances	\$258	\$8,970
Housewares And Small Appliances	\$1,061	\$36,821

Totals:	\$2,220	\$79,980
Household Textiles	\$135	\$4,899
Furniture	\$576	\$20,766
Floor Coverings	\$32	\$1,180
Major Appliances	\$287	\$10,360
Housewares And Small Appliances	\$1,187	\$42,775

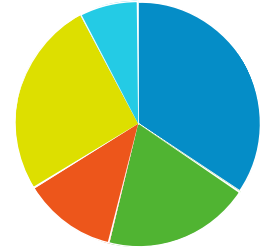
Shelter (2016)

- Mortgage Interest
- Property Taxes
- Miscellaneous Owned Dwelling Costs
- Rental Costs
- Other Lodging



Shelter (2021)

- Mortgage Interest
- Property Taxes
- Miscellaneous Owned Dwelling Costs
- Rental Costs
- Other Lodging

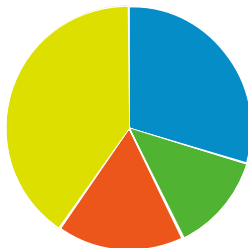


	\$ PER HOUSEHOLD	TOTAL \$000'S
Totals:	\$11,913	\$413,173
Mortgage Interest	\$4,047	\$140,367
Property Taxes	\$2,274	\$78,871
Miscellaneous Owned Dwelling Costs	\$1,472	\$51,067
Rental Costs	\$3,242	\$112,460
Other Lodging	\$876	\$30,408

	\$ PER HOUSEHOLD	TOTAL \$000'S
Totals:	\$13,228	\$476,546
Mortgage Interest	\$4,550	\$163,919
Property Taxes	\$2,569	\$92,543
Miscellaneous Owned Dwelling Costs	\$1,644	\$59,256
Rental Costs	\$3,441	\$123,971
Other Lodging	\$1,023	\$36,857

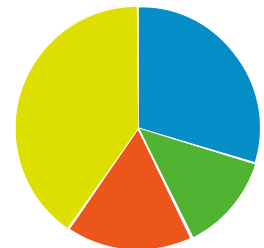
Household Operations (2016)

- Babysitting And Elderly Care
- Household Services
- Alimony And Child Support
- Household Supplies



Household Operations (2021)

- Babysitting And Elderly Care
- Household Services
- Alimony And Child Support
- Household Supplies

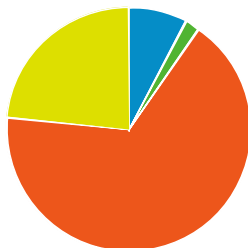


	\$ PER HOUSEHOLD	TOTAL \$000'S
Totals:	\$1,650	\$57,228
Babysitting And Elderly Care	\$490	\$17,012
Household Services	\$216	\$7,504
Alimony And Child Support	\$279	\$9,683
Household Supplies	\$664	\$23,029

	\$ PER HOUSEHOLD	TOTAL \$000'S
Totals:	\$1,870	\$67,382
Babysitting And Elderly Care	\$555	\$19,999
Household Services	\$245	\$8,833
Alimony And Child Support	\$317	\$11,444
Household Supplies	\$752	\$27,106

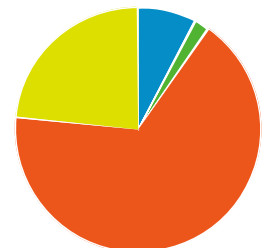
Personal Care (2016)

- Hair Care
- Electric Personal Care Appliances
- Personal Care Services
- Personal Care Products



Personal Care (2021)

- Hair Care
- Electric Personal Care Appliances
- Personal Care Services
- Personal Care Products



	\$ PER HOUSEHOLD	TOTAL \$000'S
Totals:	\$746	\$25,881
Hair Care	\$58	\$2,012
Electric Personal Care Appliances	\$14	\$511
Personal Care Services	\$499	\$17,311
Personal Care Products	\$174	\$6,046

	\$ PER HOUSEHOLD	TOTAL \$000'S
Totals:	\$823	\$29,676
Hair Care	\$64	\$2,309
Electric Personal Care Appliances	\$16	\$586
Personal Care Services	\$550	\$19,846
Personal Care Products	\$192	\$6,934

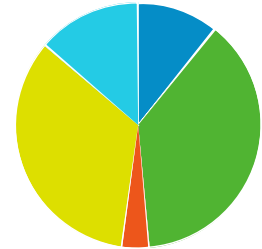
Utilities (2016)

- Natural Gas
- Electricity
- Fuel Oil And Other Fuels
- Telephone Service
- Other Utilities



Utilities (2021)

- Natural Gas
- Electricity
- Fuel Oil And Other Fuels
- Telephone Service
- Other Utilities

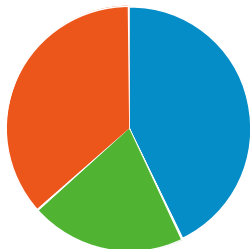


	\$ PER HOUSEHOLD	TOTAL \$000'S
Totals:	\$4,303	\$149,236
Natural Gas	\$460	\$15,982
Electricity	\$1,631	\$56,588
Fuel Oil And Other Fuels	\$157	\$5,449
Telephone Service	\$1,463	\$50,755
Other Utilities	\$590	\$20,462

	\$ PER HOUSEHOLD	TOTAL \$000'S
Totals:	\$4,684	\$168,767
Natural Gas	\$504	\$18,179
Electricity	\$1,770	\$63,776
Fuel Oil And Other Fuels	\$171	\$6,169
Telephone Service	\$1,593	\$57,412
Other Utilities	\$644	\$23,230

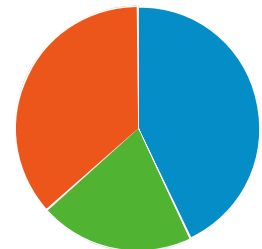
Reading (2016)

- Newspapers
- Magazines
- Books



Reading (2021)

- Newspapers
- Magazines
- Books

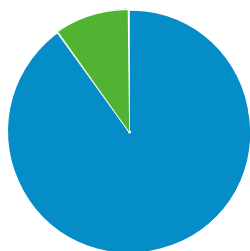


	\$ PER HOUSEHOLD	TOTAL \$000'S
Totals:	\$128	\$4,442
Newspapers	\$54	\$1,906
Magazines	\$26	\$910
Books	\$46	\$1,625

	\$ PER HOUSEHOLD	TOTAL \$000'S
Totals:	\$142	\$5,127
Newspapers	\$61	\$2,202
Magazines	\$29	\$1,050
Books	\$52	\$1,875

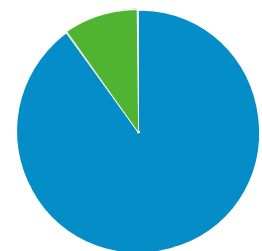
Tobacco (2016)

- Cigarettes
- Other Tobacco Products



Tobacco (2021)

- Cigarettes
- Other Tobacco Products



	\$ PER HOUSEHOLD	TOTAL \$000'S
Totals:	\$352	\$12,235
Cigarettes	\$317	\$11,011
Other Tobacco Products	\$35	\$1,224

Transportation (2016)

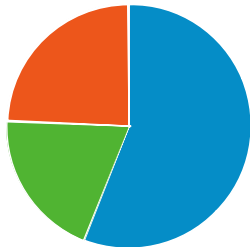
- New Vehicle Purchase
- Used Vehicle Purchase
- Motorcycles (New And Used)
- Vehicle Finance Charges
- Gasoline And Oil
- Vehicle Repair And Maintenance
- Vehicle Insurance
- Public Transportation
- Other Transportation Costs



	\$ PER HOUSEHOLD	TOTAL \$000'S
Totals:	\$10,888	\$377,607
New Vehicle Purchase	\$2,028	\$70,362
Used Vehicle Purchase	\$1,852	\$64,239
Motorcycles (New And Used)	\$44	\$1,560
Vehicle Finance Charges	\$245	\$8,524
Gasoline And Oil	\$3,061	\$106,181
Vehicle Repair And Maintenance	\$1,029	\$35,713
Vehicle Insurance	\$1,209	\$41,961
Public Transportation	\$724	\$25,137
Other Transportation Costs	\$690	\$23,930

Health Care (2016)

- Health Care Insurance
- Health Care Services
- Health Care Supplies And Equipment



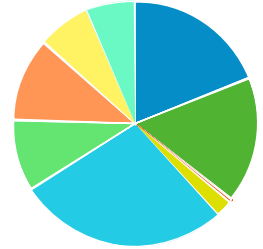
	\$ PER HOUSEHOLD	TOTAL \$000'S
Totals:	\$4,628	\$160,511
Health Care Insurance	\$2,590	\$89,843
Health Care Services	\$913	\$31,690
Health Care Supplies And Equipment	\$1,123	\$38,978

Miscellaneous Expenses (2016)

	\$ PER HOUSEHOLD	TOTAL \$000'S
Totals:	\$373	\$13,465
Cigarettes	\$336	\$12,117
Other Tobacco Products	\$37	\$1,347

Transportation (2021)

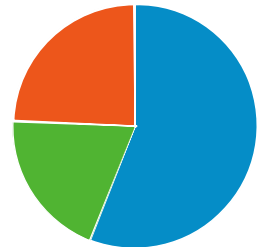
- New Vehicle Purchase
- Used Vehicle Purchase
- Motorcycles (New And Used)
- Vehicle Finance Charges
- Gasoline And Oil
- Vehicle Repair And Maintenance
- Vehicle Insurance
- Public Transportation
- Other Transportation Costs



	\$ PER HOUSEHOLD	TOTAL \$000'S
Totals:	\$11,935	\$429,944
New Vehicle Purchase	\$2,267	\$81,665
Used Vehicle Purchase	\$1,982	\$71,398
Motorcycles (New And Used)	\$48	\$1,741
Vehicle Finance Charges	\$267	\$9,653
Gasoline And Oil	\$3,320	\$119,608
Vehicle Repair And Maintenance	\$1,127	\$40,621
Vehicle Insurance	\$1,320	\$47,562
Public Transportation	\$826	\$29,767
Other Transportation Costs	\$775	\$27,928

Health Care (2021)

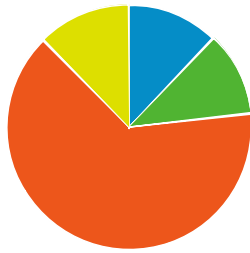
- Health Care Insurance
- Health Care Services
- Health Care Supplies And Equipment



	\$ PER HOUSEHOLD	TOTAL \$000'S
Totals:	\$5,049	\$181,891
Health Care Insurance	\$2,825	\$101,793
Health Care Services	\$995	\$35,877
Health Care Supplies And Equipment	\$1,227	\$44,220

Miscellaneous Expenses (2021)

- Legal And Accounting
- Funeral And Cemetery
- Finance Charges Excluding Mortgage And Vehicle
- Other Miscellaneous Expenses



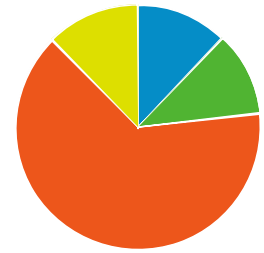
	\$ PER HOUSEHOLD	TOTAL \$000'S
Totals:	\$845	\$29,322
Legal And Accounting	\$102	\$3,553
Funeral And Cemetery	\$94	\$3,277
Finance Charges Excluding Mortgage And Vehicle	\$543	\$18,856
Other Miscellaneous Expenses	\$104	\$3,636

Personal Insurance (2016)		
	\$ PER HOUSEHOLD	TOTAL \$000'S
	\$432	\$15,001

Contributions (2016)		
	\$ PER HOUSEHOLD	TOTAL \$000'S
	\$2,569	\$89,105

Retail Potential (2016)		
	\$ PER HOUSEHOLD	TOTAL \$000'S
New Car Dealers	\$3,922	\$136,023
User Car Dealers	\$234	\$8,127
Recreational Vehicle Dealers	\$12	\$420
Motorcycle and Boat Dealers	\$170	\$5,900
Auto Parts and Accessories	\$609	\$21,151
Tire Dealers	\$277	\$9,635
Furniture Stores	\$395	\$13,732
Floor Covering Stores	\$140	\$4,864
Other Home Furnishing Stores	\$130	\$4,542
Appliances and Electronics Stores	\$910	\$31,559
Computer Stores	\$1,628	\$56,461
Camera and Photography Stores	\$103	\$3,579
Hardware Stores	\$213	\$7,416
Paint and Wallpaper Stores	\$19	\$683
Home Centers	\$473	\$16,433
Other Building Materials Stores	\$569	\$19,767
Outdoor Power Equipment Stores	\$17	\$620
Nursery and Garden Stores	\$142	\$4,933
Grocery Stores	\$6,561	\$227,555
Convenience Stores	\$276	\$9,582
Meat Markets	\$65	\$2,278
Fish and Seafood Markets	\$15	\$538
Fruit and Vegetable Markets	\$30	\$1,071
Other Specialty Food Markets	\$48	\$1,680
Liquor Stores	\$155	\$5,408
Pharmacy and Drug Stores	\$1,385	\$48,051
Costmetics and Beauty Stores	\$59	\$2,049

- Legal And Accounting
- Funeral And Cemetery
- Finance Charges Excluding Mortgage And Vehicle
- Other Miscellaneous Expenses



	\$ PER HOUSEHOLD	TOTAL \$000'S
Totals:	\$931	\$33,557
Legal And Accounting	\$112	\$4,068
Funeral And Cemetery	\$104	\$3,767
Finance Charges Excluding Mortgage And Vehicle	\$598	\$21,562
Other Miscellaneous Expenses	\$115	\$4,160

Personal Insurance (2021)		
	\$ PER HOUSEHOLD	TOTAL \$000'S
	\$492	\$17,744

Contributions (2021)		
	\$ PER HOUSEHOLD	TOTAL \$000'S
	\$2,972	\$107,090

Source: Applied Geographic Solutions, 2016

Optical Goods Stores	\$139	\$4,830
Other Health and Personal Care Stores	\$111	\$3,878
Gasoline Stations with Convenience Stores	\$1,039	\$36,036
Gasoline Stations without Convenience Stores	\$169	\$5,872
Men's Clothing Stores	\$57	\$2,009
Women's Clothing Stores	\$185	\$6,447
Childrens' and Infant's Clothing Stores	\$102	\$3,571
Family Clothing Stores	\$390	\$13,546
Clothing Accessory Stores	\$21	\$735
Other Apparel Stores	\$46	\$1,609
Shoe Stores	\$124	\$4,331
Jewelry Stores	\$255	\$8,872
Luggage Stores	\$231	\$8,040
Sporting Goods Stores	\$172	\$5,986
Hobby, Toy, and Game Stores	\$51	\$1,798
Sewing and Needlecraft Stores	\$20	\$698
Musical Instrument Stores	\$41	\$1,430
Book Stores	\$366	\$12,695
Record, Tape, and CD Stores	\$97	\$3,390
Department Stores	\$3,125	\$108,389
Warehouse Superstores	\$1,324	\$45,940
Other General Merchandise Stores	\$374	\$12,998
Florists	\$30	\$1,052
Office and Stationary Stores	\$282	\$9,808
Gift and Souvenir Stores	\$91	\$3,166
Used Merchandise Stores	\$59	\$2,075
Pet and Pet Supply Stores	\$120	\$4,164
Art Dealers	\$11	\$403
Mobile Home Dealers	\$0	\$26
Other Miscellaneous Retail Stores	\$122	\$4,255
Mail Order and Catalog Stores	\$2,247	\$77,948
Vending Machines	\$94	\$3,261
Fuel Dealers	\$385	\$13,360
Other Direct Selling Establishments	\$198	\$6,895
Hotels and Other Travel Accommodations	\$148	\$5,152
RV Parks	\$2	\$79
Rooming and Boarding Houses	\$1	\$36
Full Service Restaurants	\$998	\$34,628
Limited Service Restaurants	\$987	\$34,258
Special Food Services and Catering	\$166	\$5,760
Drinking Places	\$91	\$3,170